

PEOPLE TAB IN CANVAS

INTRODUCTION

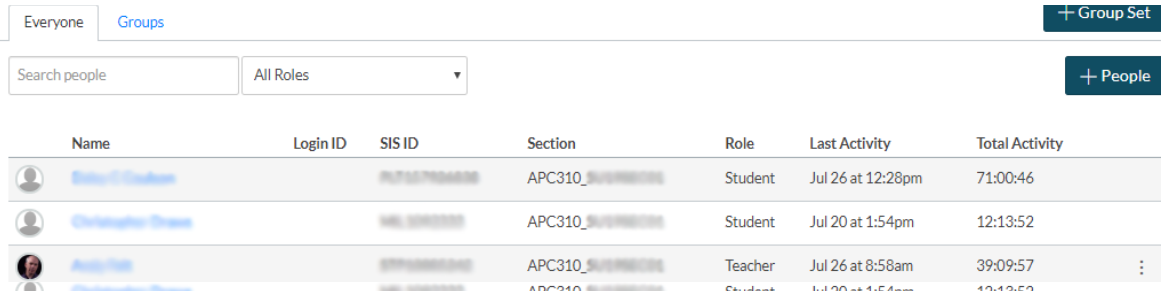
Canvas has a People tab that allows you to monitor student grades, engagement, and participation in your course. You can conveniently access this data in many places.





A CLOSER LOOK

Default View

In the default view of the People tab, you will see all of the students enrolled in your class as well as any instructors, teaching assistants, observers, etc. In addition, you will see their SIS ID, the section they are enrolled in, their role (typically Student), the date of their last activity in the course, and the total amount of time they have spent in the course.

You can access the default view by clicking on the People tab in the Canvas course.



Name	Login ID	SIS ID	Section	Role	Last Activity	Total Activity
 Student 1		1234567890	APC310_123456789	Student	Jul 26 at 12:28pm	71:00:46
 Student 2		9876543210	APC310_123456789	Student	Jul 20 at 1:54pm	12:13:52
 Teacher 1		0987654321	APC310_123456789	Teacher	Jul 26 at 8:58am	39:09:57
 Student 3		1122334455	APC310_123456789	Student	Jul 26 at 1:54pm	12:13:52

User Details

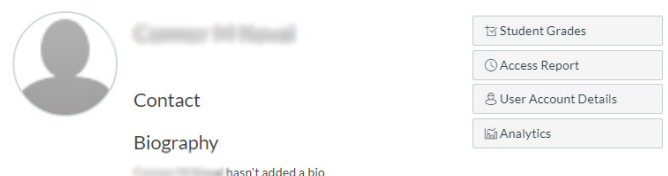
The User Details page shows details of that individual's involvement in your courses. There are numerous reports that you can access in addition to viewing data on which courses they accessed and when.


The Interactions Report shows the interactions between you and the student, mainly comments or contact via the Conversations tool. In addition, it shows any ungraded assignments and provides links to those assignments.

The Access Report details all content (pages, quizzes, assignments, etc.) that the student has accessed.

The Analytics page shows a wealth of data about the student's activity and grades in either a timeline or grid view.

You can access the User Details page or any report by clicking the student's name in the Context Card or by clicking the three vertical dots to the far-right of a student's name in the default view then selecting "User Details". The Interactions Report is further accessible from the Dashboard by clicking "View Grades" on the right side and then clicking the course title.



 Connor M. Wood

Contact

Biography

Connor M. Wood hasn't added a bio

- Student Grades
- Access Report
- User Account Details
- Analytics

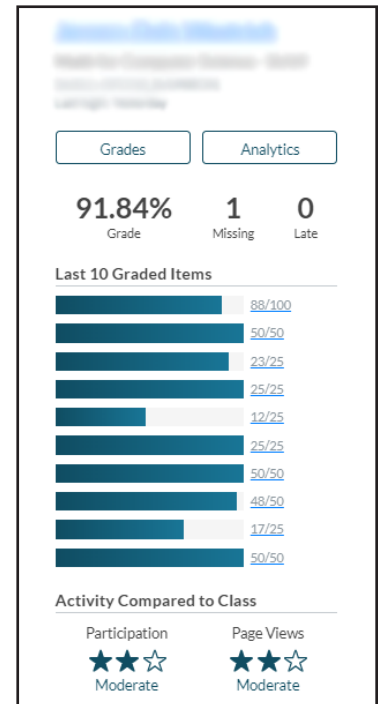
PEOPLE TAB IN CANVAS

Context Card

When you click a student's name, a Context Card will appear on the right side of the screen. This provides their last login date, their current grade, the number of missing or late assignments, recently graded items, and a rating of their participation and page views compared to their classmates.

Clicking a student's name will take you to their User Details page. Clicking the "Grades" button will take you to their individual gradebook. Clicking the "Analytics" button will take you to the Analytics page. Clicking on any of the student's graded items will take you to the assignment details page where you can see the student submission, the grade, and the date of submission.

You can access the Context Card by clicking the name of a student in the default view of the People tab, the Gradebook, or on a discussion board.



What Can You Do With This Feature?

Scenario 1

The semester is well underway, and you would like to see if a student's participation rating correlates with their grade. Access the student's Context Card where you can see both pieces of information to find out.

Scenario 2

It's Week 2 of the semester, and Sam Slowstarter hasn't turned in anything yet. You would like to know whether Sam has logged in at all. Access Sam's User Details page to find out.

			2019.08 - August Section	Student	⋮
--	--	--	--------------------------------	---------	---

Scenario 3

Students did not do well in the first assessment in your course, and you wonder, "Are students watching the video and doing the reading related to the assessment?" To find out which students accessed the content page (and presumably watched the video there), you should go to each student's Access Report and check whether they accessed that page, and if so, perhaps how many times.

Lesson 18 Learning Resources	1	Jul 17, 2019 6:52pm
------------------------------	---	---------------------

ADDITIONAL RESOURCES

Canvas Guide: [How do I use the People page in a course as an instructor?](#)

Canvas Guide: [How do I view analytics for a student in a course?](#)