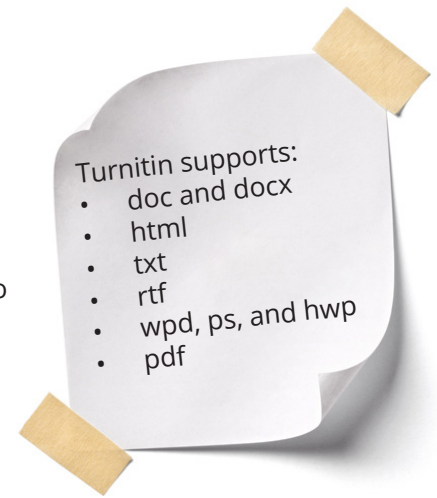


# TURNITIN: PLAGIARISM DETECTION TOOL

## INTRODUCTION

Whether teaching in the classroom or online, instructors are rightfully concerned with the potential for students to plagiarize the work of others. One way to combat this is to design the course activities to discourage plagiarism (e.g., instruct students to write essays based on the info they provided in an earlier activity that had asked them details about their individual background). Even with well-designed activities, however, students may still be tempted to take shortcuts, and instructors would benefit from ways of sniffing out plagiarism, whether the intent is to penalize students for their misconduct or to guide them toward more virtuous approaches to the work they submit as their own.

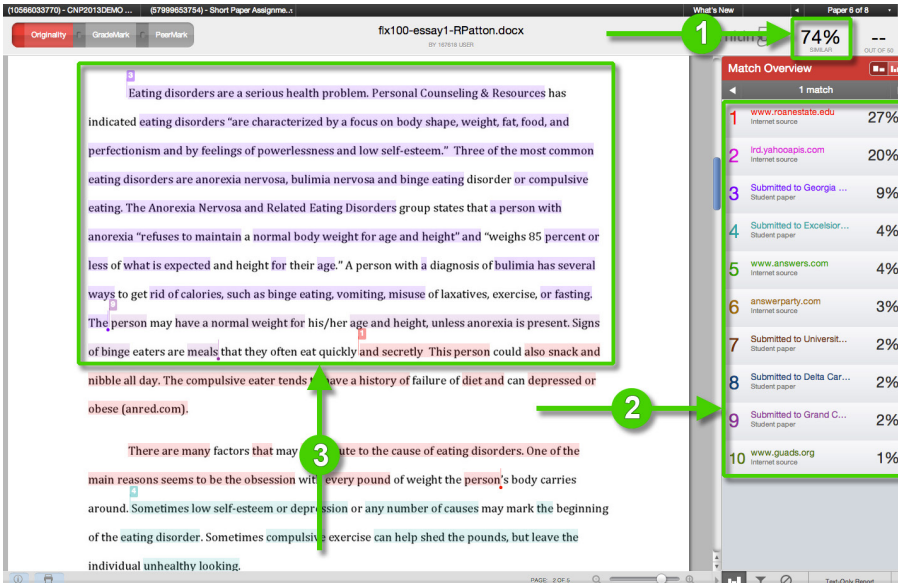
Fortunately, there is a tool available to instructors in Canvas called **Turnitin**, which is designed to detect plagiarism in papers submitted on an assignment page.



## A CLOSER LOOK

In the most common configurations, Turnitin will monitor submissions to an assignment page and will automatically take a student's submitted work to compare it with existing content online, in professional publications, and in Turnitin's own database. Turnitin will then produce an **Originality Report**, which will provide a breakdown of any matching content along with direct links to the sources of existing content. The Originality Report includes (see screenshot below):

1. In the top-right corner, the overall percentage of unoriginal content in the student's submission
2. Just below that percentage, a Match Overview section that has a list of links to the source of each piece of unoriginal content and the percentage of the total submission that came from each source
3. In the main panel, highlighted content in the student's submission that reflects the content found in the external sources (with the highlight color and the small number that appears above each highlighted section corresponding to the Match Overview link with the same color and number)



Originality Report for document: fix100-essay1-RPatton.docx

74% (74%)

Match Overview

Match	Source	Percentage
1	www.roanestate.edu Internet source	27%
2	ind.yahooapis.com Internet source	20%
3	Submitted to Georgia ... Student paper	9%
4	Submitted to Excelsior ... Student paper	4%
5	www.answers.com Internet source	4%
6	answerparty.com Internet source	3%
7	Submitted to Universar ... Student paper	2%
8	Submitted to Delta Cer ... Student paper	2%
9	Submitted to Grand C ... Student paper	2%
10	www.guads.org Internet source	1%

Eating disorders are a serious health problem. Personal Counseling & Resources has indicated eating disorders "are characterized by a focus on body shape, weight, fat, food, and perfectionism and by feelings of powerlessness and low self-esteem." Three of the most common eating disorders are anorexia nervosa, bulimia nervosa and binge eating disorder or compulsive eating. The Anorexia Nervosa and Related Eating Disorders group states that a person with anorexia "refuses to maintain a normal body weight for age and height" and "weighs 85 percent or less of what is expected and height for their age." A person with a diagnosis of bulimia has several ways to get rid of calories, such as binge eating, vomiting, misuse of laxatives, exercise, or fasting. The person may have a normal weight for his/her age and height, unless anorexia is present. Signs of binge eaters are meals that they often eat quickly and secretly. This person could also snack and nibble all day. The compulsive eater tends to have a history of failure of diet and can depressed or obese (anred.com).

There are many factors that may contribute to the cause of eating disorders. One of the main reasons seems to be the obsession with every pound of weight the person's body carries around. Sometimes low self-esteem or depression or any number of causes may mark the beginning of the eating disorder. Sometimes compulsive exercise can help shed the pounds, but leave the individual unhealthy looking.

# TURNITIN: PLAGIARISM DETECTION TOOL

## How to Access Original Reports

In each assignment that has Turnitin enabled, a originality score will appear in SpeedGrader. Once a student's submission has been evaluated for plagiarism, you will see next to the link to the student's work a percentage that corresponds to the amount of the submission that is unoriginal content along with a color associated with that percentage, as shown in the screenshot below. **Note:** If a report is pending, you will see "In-progress" instead of the percentage and colored box.

Submitted: Jul 19 at 1:45pm

Submitted Files: (click to load)

0% TestStudent\_Paper\_1.docx

To view the detailed report shown on the first page of this info sheet, click on the block of color next to the percentage. The report will open in a page on the Turnitin site.

Plagiarism Review

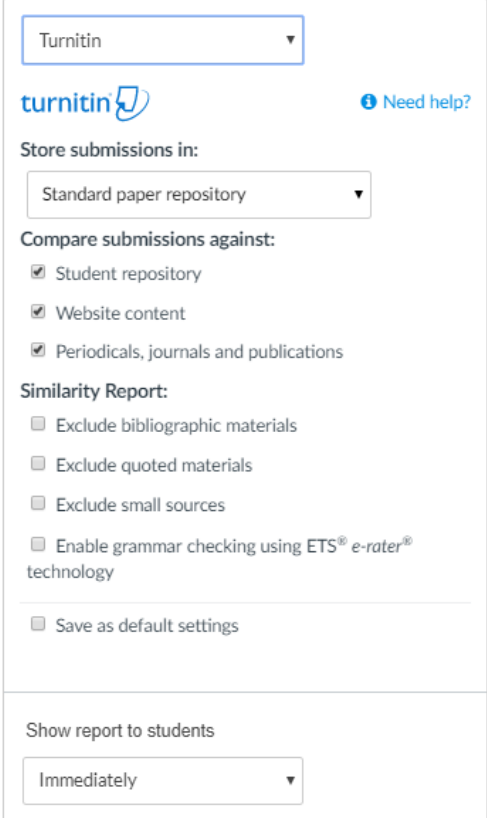
## Turning On Turnitin

If you do decide to use Turnitin, you will need to enable the **Plagiarism Review** feature, which is relatively simple. When setting up an assignment, you simply go to the Plagiarism Review section while editing and select Turnitin from the dropdown menu, as you can see in the screenshot.

## Advanced Features

Once you enable Turnitin as the Plagiarism Review, many setting options will appear. As you can see in the screenshot, you will have the following options:

1. Upload your students' work to the Turnitin user paper database to help you and other instructors detect plagiarism in all courses that utilize the Turnitin Originality Check
2. Decide against what kind of documents to compare. Note: the fewer comparisons, the less likely plagiarism will be detected.
3. Customize the similarity report to exclude references, exclude quoted material, or include grammar checks.
4. Decide when to make the similarity report available to students: immediately, after the assignment is graded, after the due date, or never.



The screenshot shows the Turnitin Plagiarism Review settings interface. At the top, there is a dropdown menu set to 'Turnitin'. Below it is the Turnitin logo and a 'Need help?' link. The 'Store submissions in:' section has a dropdown menu set to 'Standard paper repository'. The 'Compare submissions against:' section has three checked options: 'Student repository', 'Website content', and 'Periodicals, journals and publications'. The 'Similarity Report:' section has four unchecked options: 'Exclude bibliographic materials', 'Exclude quoted materials', 'Exclude small sources', and 'Enable grammar checking using ETS® e-rater® technology'. There is also an unchecked option 'Save as default settings'. At the bottom, the 'Show report to students' dropdown menu is set to 'Immediately'.

## ADDITIONAL RESOURCES

UW System Academic Misconduct Policy: [http://docs.legis.wisconsin.gov/code/admin\\_code/uws/14.pdf](http://docs.legis.wisconsin.gov/code/admin_code/uws/14.pdf)

Turnitin Instructor Training: <https://help.turnitin.com/feedback-studio/turnitin-website/instructor/quickstart.htm>

Turnitin Admin Training: <https://help.turnitin.com/feedback-studio/turnitin-website/administrator/quickstart.htm>

Resources to Help Students Avoid Plagiarism: <https://owl.wisconsin.edu/>

**Recommendation:** Use the Originality Reports as a method of raising flags for potential suspicious activity and not as a definitive indication of plagiarism. Like any automated tool, it has the potential to make mistakes.